


CZ EXPLOSION-PROOF ELECTRIC APPLIANCES CO.,LTD.

Add: No.1 Qixing Road, Qixing Town, Nanhu District, Jiashan, Zhejiang, P.R.China
 Tel: +86-573-83888999 Fax: +86-573-83885001 P.C.: 314002
 Sales line: +86-573-83888809/83888819/83888821
 International trade: +86-573-83883599 Fax: +86-573-83883986
 Http: www.cz-ex.com E-mail: cz@cz-ex.com

Service station



CZ0870d/LED Explosion-proof light fittings



CZ0870n/LED Explosion-proof light fittings



M0870/LED Industrial light fittings



2017



Descriptions:

The enclosures of LED explosion-proof light fittings are manufactured of die-cast aluminum alloy, with epoxy resin powder sprayed on the surfaces. Therefore, they have good anti-corrosion performance. The transparent cover is made by the toughened glass, and the exposed fasteners are made of stainless steel. Explosion-proof LED light fitting's terminal box side entry, is suitable for rubber-coated and the armored cable wiring. The internationally certified PHOENIX cage type terminals are selected as the internal terminals, which are convenient for wiring. Explosion-proof lights have LED chips inside which are formed to module by professionally optical luminous distribution design. There are four different luminous angles for option. Heat dissipation structure which is designed after professional thermal analysis and the special thermal conductivity structure of aluminum pcb can ensure the heat generated from working can be dissipated well. It can satisfy the related requirements of illumination in petrochemical, chemical and marine industries.

Explosion-proof light fittings can be sorted as: bracket type, platform type, wall type and street type..

The mounting ways of the explosion-proof platform light fittings C-90° are fence type and platform flange type. The mounting ways of the explosion-proof platform light fittings D-25° are fence type and platform flange type.

- IECEx and ATEX certified
- There is a feature of good electromagnetic compatibility and it does not cause interference to the system power grid.
- There is a good performance of vibration due to the LED is the solid-state light source.
- The degree of protection is up to IP66.
- It is convenient to be mounted and maintained.

Zone 1 and zone 2

Zone 21 and zone 22

• Main technical data:

Certification | Ex mark | Meet the standard

China: CNEx 14.0747X	Ex de IIC T5/T4 Gb Ex tD A21 IP66 T95°C/T130°C	GB3836 GB12476
IECEx: IECEx CNEX 17.0001X	Ex db eb op is IIC T5/T4 Gb Ex tb III C T95°C/T130°C Db	IEC60079
ATEX: CNEx 16 ATEX 0010X	Ex db eb op is IIC T5/T4 Gb Ex tb III C T95°C/T130°C Db	EN60079

Intended use: Can be used in zone 1 and zone 2

Can be used in zone 21 and zone 22

Degree of protection: IP66

Rated voltage: 110V~250V AC 50/60Hz

Ambient temperature: -20°C ≤ Ta ≤ +40°C/+55°C, 40°C ≤ Ta ≤ +40°C/+55°C

Light source / Colour temperature: LED / 5700K

Power factor: > 0.95

Terminal: L1, N cage type terminal 2-2.5mm², PE terminal: 2 × 10mm²

Conformity to: CE 2460

Cable entry: B—Bracket type lamp (Standard configuration)

Moulded plastic 1 × M25 × 1.5, outside diameter: Φ8-17mm

Moulded plastic 1 × M25 × 1.5 stopping plug

C—Platform type lamp 90°

D—Platform type lamp 25°

F—Street lamp

Moulded plastic 1 × M25 × 1.5, outside diameter: Φ8-17mm

E—Wall type lamp (Standard configuration)

Moulded plastic 1 × M25 × 1.5, outside diameter: Φ8-17mm

Moulded plastic 3 × M25 × 1.5 stopping plugs

• Order specifications:

	Power	Luminous flux (lm)	Angle of luminous	Height	Temperature class*		Weight	Order No.
					Ta ≤ +40°C	Ta ≤ +55°C		
B	90W	9693	120°	≤5m	T5	T4	11.8kg	CZ0870d/105□-LED90W-□-B+□
	120W	12131	120°	≤5m	T5	T4	12kg	CZ0870d/105□-LED120W-□-B+□
	160W	14819	120°	≤5m	T5	T4	12.2kg	CZ0870d/105□-LED160W-□-B+□
C	90W	10466	60°	6 ~ 8m	T5	T4	11.8kg	CZ0870d/108□-LED90W-□-B+□
	120W	12888	60°	6 ~ 8m	T5	T4	12kg	CZ0870d/108□-LED120W-□-B+□
	160W	15407	60°	6 ~ 8m	T5	T4	12.2kg	CZ0870d/108□-LED160W-□-B+□
D	90W	9350	85°×135°	8 ~ 10m	T5	T4	11.8kg	CZ0870d/110□-LED90W-□-B+□
	120W	10813	85°×135°	8 ~ 10m	T5	T4	12kg	CZ0870d/110□-LED120W-□-B+□
	160W	15037	85°×135°	8 ~ 10m	T5	T4	12.2kg	CZ0870d/110□-LED160W-□-B+□
E	90W	10385	40°	8 ~ 12m	T5	T4	11.8kg	CZ0870d/112□-LED90W-□-B+□
	120W	12851	40°	8 ~ 12m	T5	T4	12kg	CZ0870d/112□-LED120W-□-B+□
	160W	15443	40°	8 ~ 12m	T5	T4	12.2kg	CZ0870d/112□-LED160W-□-B+□
F	90W	9350	85°×135°	8 ~ 10m	T5	T4	11.8kg	CZ0870d/110□-LED90W-□-B+□
	120W	10813	85°×135°	8 ~ 10m	T5	T4	12kg	CZ0870d/110□-LED120W-□-B+□
	160W	15037	85°×135°	8 ~ 10m	T5	T4	12.2kg	CZ0870d/110□-LED160W-□-B+□

The mounting ways of the light fittings

B—Bracket type lamp

C—Platform type lamp 90°

D—Platform type lamp 25°

E—Wall type lamp

F—Street lamp

Ambient temperature

2 — -20°C to +40°C/+55°C

4 — -40°C to +40°C/+55°C

Code of cable gland see page 03

Order No. of mounting accessories
(no need, no mark), see page 03



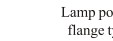


- Code of cable gland

B—Code of cable gland for bracket type lamp		
Code	Specification	Cable diameter
B	One moulded plastic M25 × 1.5 cable gland, one moulded plastic M25 × 1.5 stopping plug	Φ8-17mm
C	One brass CZ0221/M25 × 1.5 metal cable gland, one moulded plastic M25 × 1.5 stopping plug	Φ8-17mm
D	Two moulded plastic M25 × 1.5 cable glands	Φ8-17mm
E	Two brass CZ0221/M25 × 1.5 metal cable glands	Φ8-17mm
F	One brass CZ0227/M25 × 1.5-G ³ / ₄ " increasd safety metal cable gland, one moulded plastic M25 × 1.5 stopping plug	Φ11-15mm
G	Two brass CZ0227/M25 × 1.5-G ³ / ₄ " increasd safety metal cable glands	Φ11-15mm
H	One brass CZ0226/M25 × 1.5-(G02) increasd safety metal cable gland (stopping boxes), one moulded plastic M25 × 1.5 stopping plug	Φ11.5-16mm
I	Two brass CZ0226/M25 × 1.5-G02 increasd safety metal cable glands (stopping boxes)	Φ11.5-16mm
E—Code of cable gland for wall type lamp		
13	One moulded plastic M25 × 1.5 cable gland, three moulded plastic M25 × 1.5 stopping plugs.	Φ8-17mm
22	Two moulded plastic M25 × 1.5 cable glands, two moulded plastic M25 × 1.5 stopping plugs.	Φ8-17mm
31	Three moulded plastic M25 × 1.5 cable glands, one moulded plastic M25 × 1.5 stopping plug.	Φ8-17mm
40	Four moulded plastic M25 × 1.5 cable glands	Φ8-17mm
04	Four moulded plastic M25 × 1.5 stopping plugs.	
Note: If matched with metal cable gland, note after code.		

Note: Cable gland for platform type lamp, street type **C, D, F** is equipped, no need to be mentioned.

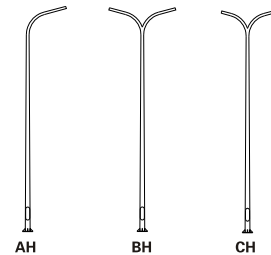
- Mounting accessories:

Illustration	Descriptions	Unit	Order No.
 Mounting bracket	Accessories for bracket type lamp	Set	D0879/2
 Lamp pole of fence type	Lamp pole of fence type, G1 ¹ / ₂ " galvanized steel pipe material and powder coated surface	Set	D8725
 Lamp pole of flange type	Lamp pole of flange type, G1 ¹ / ₂ " galvanized steel pipe material and powder coated surface	Set	D8726




- Accessories for street type lamp

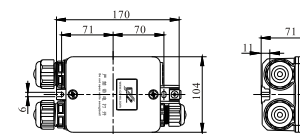
Order specification of the lamp pole of street light:

 AH BH CH	Descriptions	Order No.
	Lamp pole of single arm	AH □+□
	Lamp pole of double arms with equal length	BH □+□
	Lamp pole of double arms with non-equal length	CH □+□
The height of lamp pole ← 6m 8m 10m 12m 15m The order No. of CZ0930 explosion-proof terminal box ←		

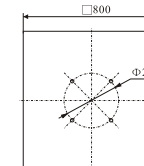
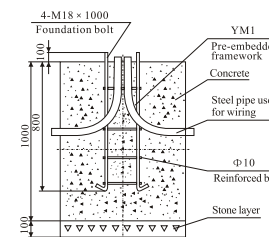
- The order No. of CZ0930 explosion-proof terminal box

Illustration	Descriptions	Cable entries			Order No.
		The inlet cable	The number of inlets	The number of outlets	
	Single lamp equipped with one fuse	Rubber-coated cable	2 × M32 Moulded plastic cable gland	1 × M25 Moulded plastic cable gland	10
		Armoured cable	2 × M32 Brass cable gland	1 × M25 Brass cable gland	11
	Double lamps equipped with two fuses	Rubber-coated cable	2 × M32 Moulded plastic cable gland	2 × M25 Moulded plastic cable gland	20
		Armoured cable	2 × M32 Brass cable gland	2 × M25 Brass cable gland	21

- The outline dimension of the CZ0930 explosion-proof terminal box:

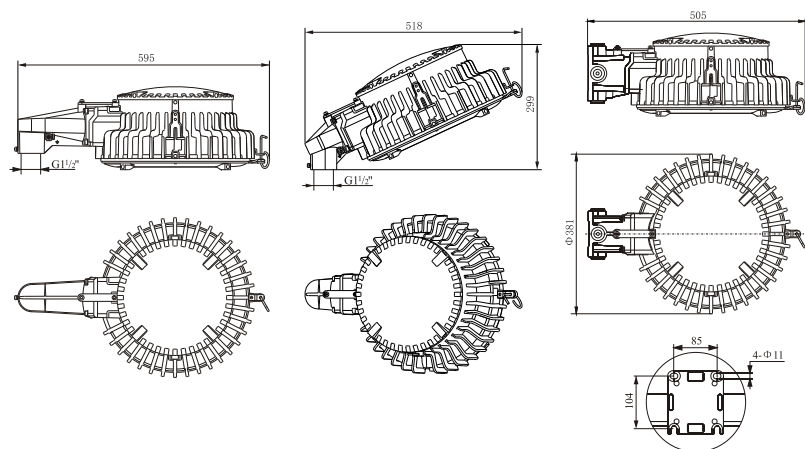


- Base diagram:

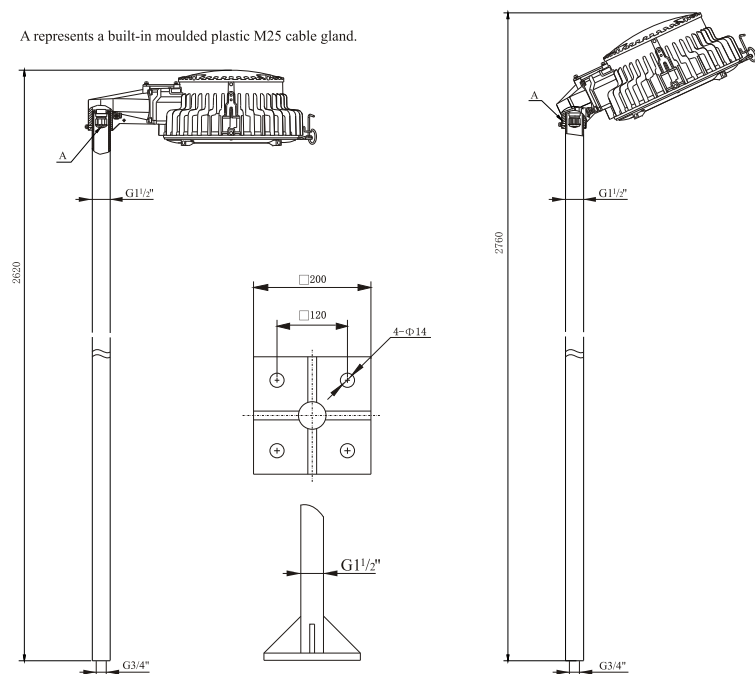


This base diagram is used for the lamp with height less than 10 meters.

- Outline and installation dimensions:



A represents a built-in moulded plastic M25 cable gland.

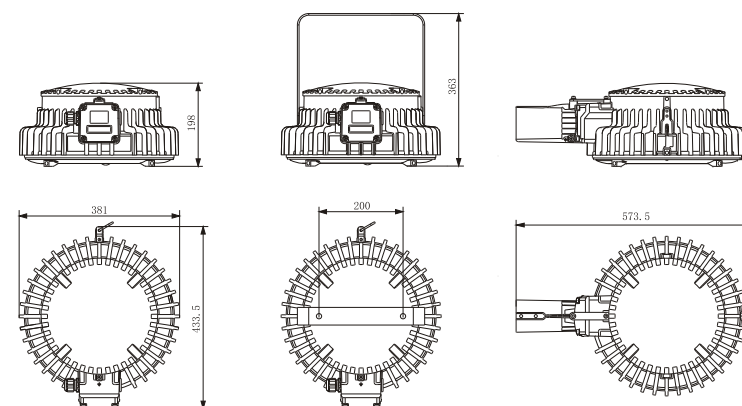


C — Lamp cap mounted in the angle of 90° Fence type

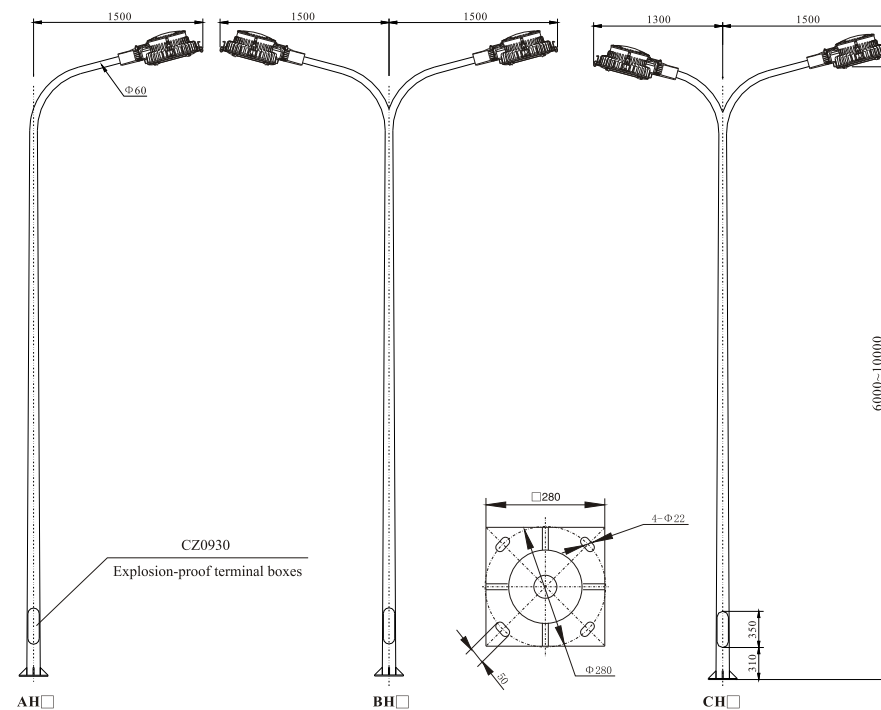
Flange type

D — Lamp cap mounted in the angle of 25° Fence type

- Outline and installation dimensions:

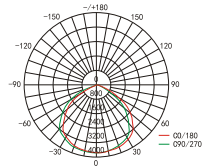
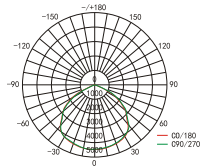
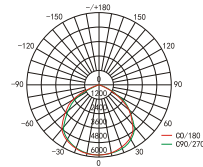
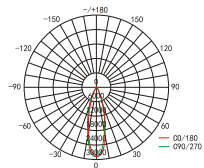
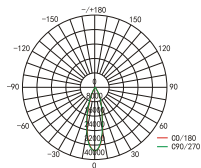
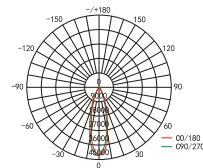
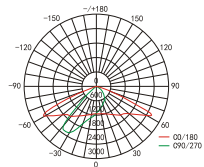
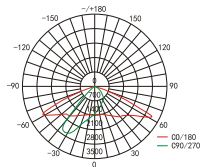
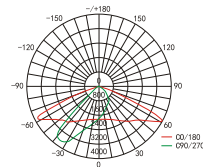
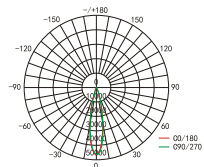
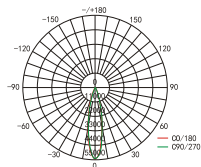
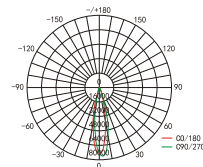


- Mounting ways and outline dimensions:



• Luminous intensity distribution curve:

Luminous intensity unit: cd

The average beam angle (50%) : 110.2°
CZ0870d/105-LED90WThe average beam angle (50%) : 111.5°
CZ0870d/105B-LED120WThe average beam angle (50%) : 107.8°
CZ0870d/105B-LED160WThe average beam angle (50%) : 28.4°
CZ0870d/108-LED90WThe average beam angle (50%) : 28.4°
CZ0870d/108-LED120WThe average beam angle (50%) : 27.9°
CZ0870d/108-LED160WThe average beam angle (10%) : 127°
CZ0870d/110-LED90WThe average beam angle (10%) : 126.6°
CZ0870d/110-LED120WThe average beam angle (10%) : 126.9°
CZ0870d/110-LED160WThe average beam angle (50%) : 22.2°
CZ0870d/112-LED90WThe average beam angle (50%) : 22.5°
CZ0870d/112-LED120WThe average beam angle (50%) : 21.8°
CZ0870d/112-LED160W